


Cone-Guided Fast Ignition with Imposed Magnetic Fields



D. J. Strozzi

Lawrence Livermore National Laboratory

7th International Conference on Inertial Fusion Sciences and Applications
Bordeaux France

September 12-16, 2011

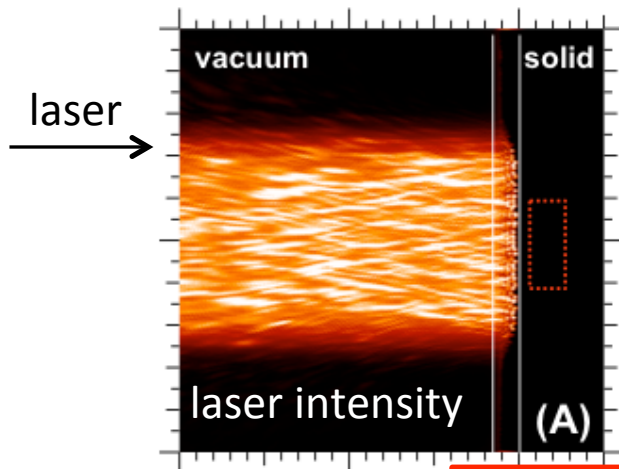
This work was performed under the auspices of the U.S. Department of Energy by Lawrence Livermore National Security, LLC, Lawrence Livermore National Laboratory under Contract DE-AC52-07NA27344.

Supported by OFES HEDLP project FI-HEDS, and LDRD project 11-SI-002.

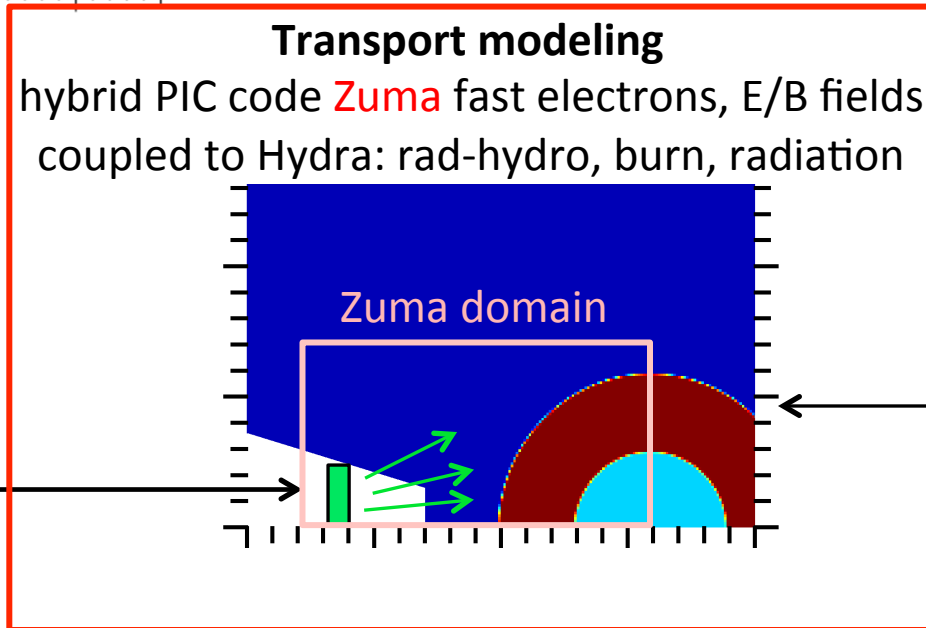
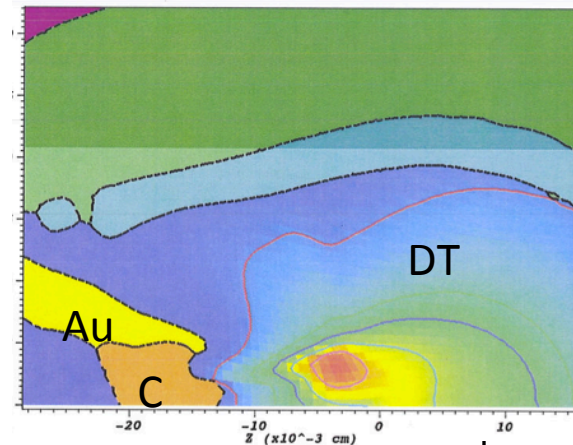
LLNL-CONF-497131

Fast ignition modeling at LLNL

Explicit PIC for short-pulse laser-plasma interaction: A. J. Kemp, L. Divol



Rad-hydro: fuel assembly in hohlraum, around cone: H. D. Shay, M. Tabak, D. Ho



fast electron
injected source

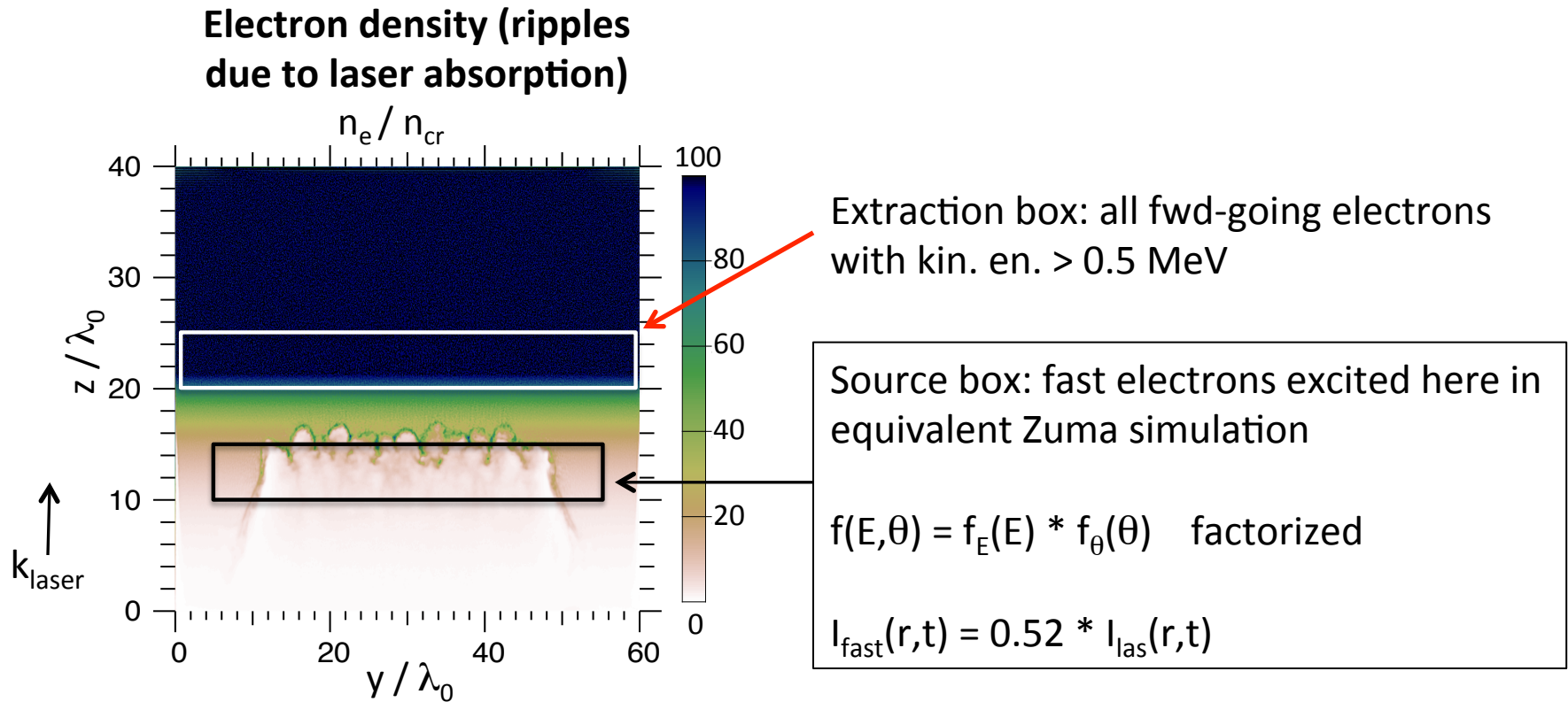
plasma conditions
at time of ignitor pulse

Subject of this talk

A device is needed to achieve fast ignition with a realistic, divergent electron source – we explore imposed magnetic fields

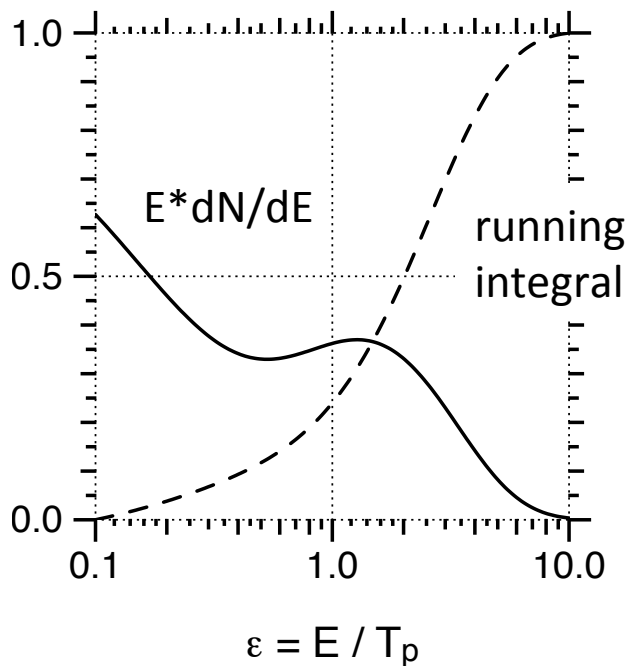
- **Fast electron source** from PIC sims of short-pulse laser-plasma interaction:
 - **Energy spectrum** has two temperature components, many electrons too energetic to stop in DT hotspot
 - **Angle spectrum** is divergent – serious challenge!
- **Transport modeling:** hybrid PIC code Zuma coupled to rad-hydro code Hydra
- **Imposed uniform axial magnetic fields** 30-50 MG mitigate divergence
 - Can be produced in an implosion with seed field ~ 50 kG
- **Magnetic mirroring** in non-uniform field prevents fast electrons from reaching fuel
 - Especially if fast electrons generated in uncompressed seed field
- **Hollow magnetic pipe** can prevent mirroring: no field within spot radius
- Co-authors: M. Tabak, D. J. Larson, M. M. Marinak, M. H. Key, L. Divol, A. J. Kemp, C. Bellei, H. D. Shay

Fast electron source distribution found from explicit PIC laser-plasma simulations with PSC code (A. Kemp, L. Divol)



- 3D Cartesian run, pre-plasma with $n_e \sim \exp[z / 3.5 \lambda_0]$
- Big run: 600 million cells, 10 billion particles, 160,000 cpu*hrs!
- Intensity at vacuum focus ($z = 10 \lambda_0$): $I_{las}(r) = I_0 \exp[-(r/18.3 \lambda_0)^8]$
- Normalized vector potential: $a_0 = 10$

PIC fast electron energy spectrum is quasi two-temperature



$$\frac{dN}{d\varepsilon} = \underbrace{0.82 \exp[-\varepsilon / 1.3]}_{\text{"hot:" from pre-plasma}} + \underbrace{\frac{1}{\varepsilon} \exp[-\varepsilon / 0.19]}_{\text{"cold:" from critical density}} \quad \varepsilon = \frac{E}{T_p}$$

We scale dN/dE with ponderomotive temperature¹

$$\frac{T_{\text{pond}}}{m_e c^2} \equiv [1 + a_0^2]^{1/2} - 1 \sim a_0 \equiv \text{sqrt} \left[\frac{I_{\text{las}} \lambda^2}{1.37 \cdot 10^{18} \text{ W cm}^{-2} \mu\text{m}^2} \right]$$

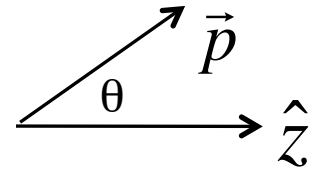
For our PIC run: $a_0 = 10$, $T_{\text{pond}} = 4.63 \text{ MeV}$

- DT hot spot: $\rho \Delta z \sim 1.2 \text{ g/cm}^2$ removes 1.4 MeV from a fast electron (neglecting angular scatter)
 - Spectrum is too energetic to stop in hot spot

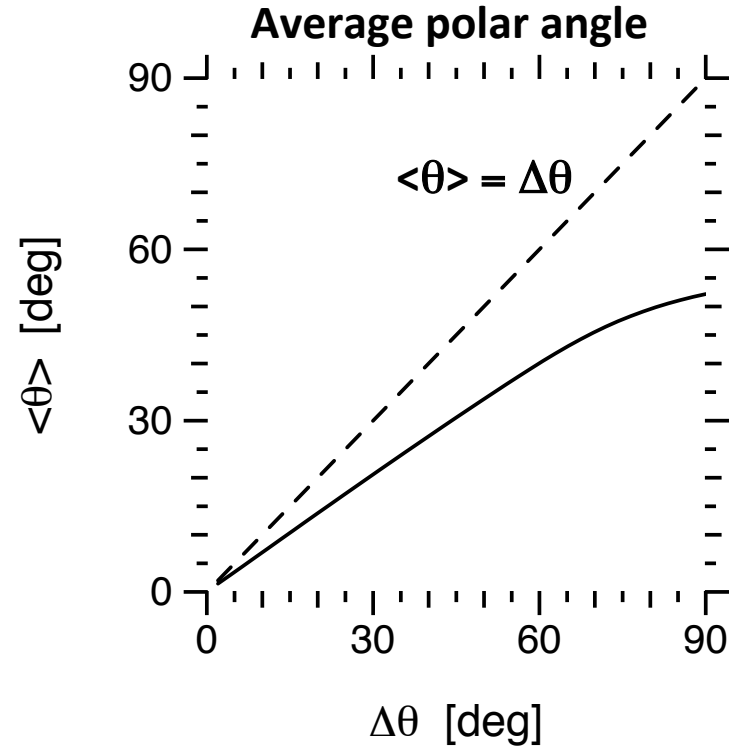
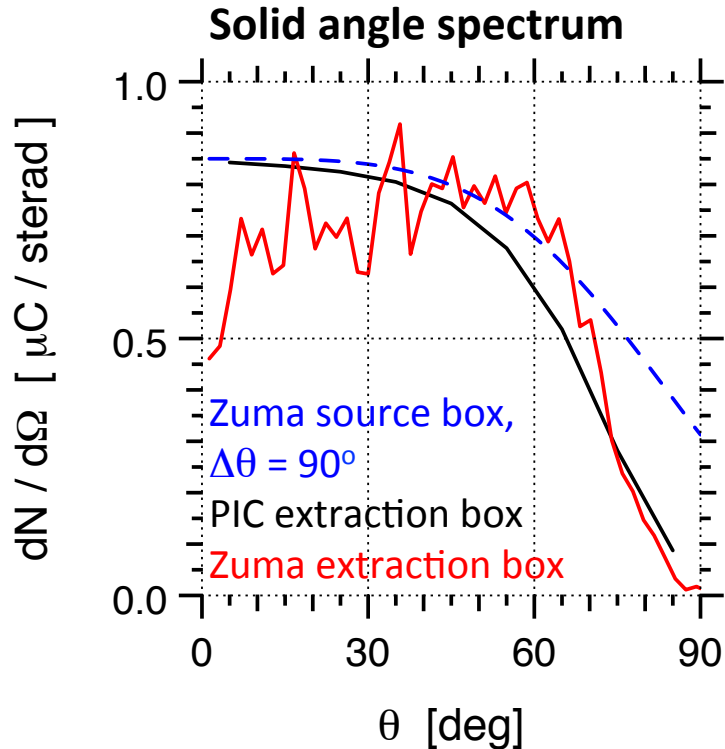
¹S. C. Wilks et al., Phys. Rev. Lett. (1992)

PIC fast electron angle spectrum is divergent

source solid-angle spectrum: $\frac{dN}{d\Omega} = \exp[-(\theta / \Delta\theta)^4]$



$\Delta\theta = 90^\circ$ agrees with PIC results



$\Delta\theta$	$\langle\theta\rangle$	Zuma-Hydra runs used for
10°	6.9°	artificially collimated source
90°	52°	realistic PIC source

Zuma: Hybrid PIC code (D. J. Larson)

- Reduced dynamics removes light, plasma waves: $\omega \ll \omega_{\text{plasma}}, \omega_{\text{laser}} \quad k \ll k_{\text{laser}}, 1/\lambda_{\text{Debye}}$
- Relativistic fast electron advance: $\vec{F} = -e(\vec{E} + \vec{v} \times \vec{B})$
- Fast e- energy loss and angular scattering: formulas of Solodov, Davies
- $\vec{J}_{\text{return}} = -\vec{J}_{\text{fast}} + \mu_0^{-1} \nabla \times \vec{B}$ Ampere's law without displacement current

- Electric field given by massless momentum equation for background electrons:

$$m_e \frac{d\vec{v}_{eb}}{dt} = -e\vec{E} + \dots = 0 \quad \rightarrow \quad \vec{E} = \vec{E}_C + \vec{E}_{NC}$$

$$\vec{E}_C = \vec{\eta} \cdot \vec{J}_{\text{return}} - e^{-1} \vec{\beta} \cdot \nabla T_e \quad \vec{E}_{NC} = -\frac{\nabla p_e}{en_{eb}} - \vec{v}_{eb} \times \vec{B}$$

$\vec{\eta}, \vec{\beta}$ from Lee-More-Desjarlais and Epperlein-Haines

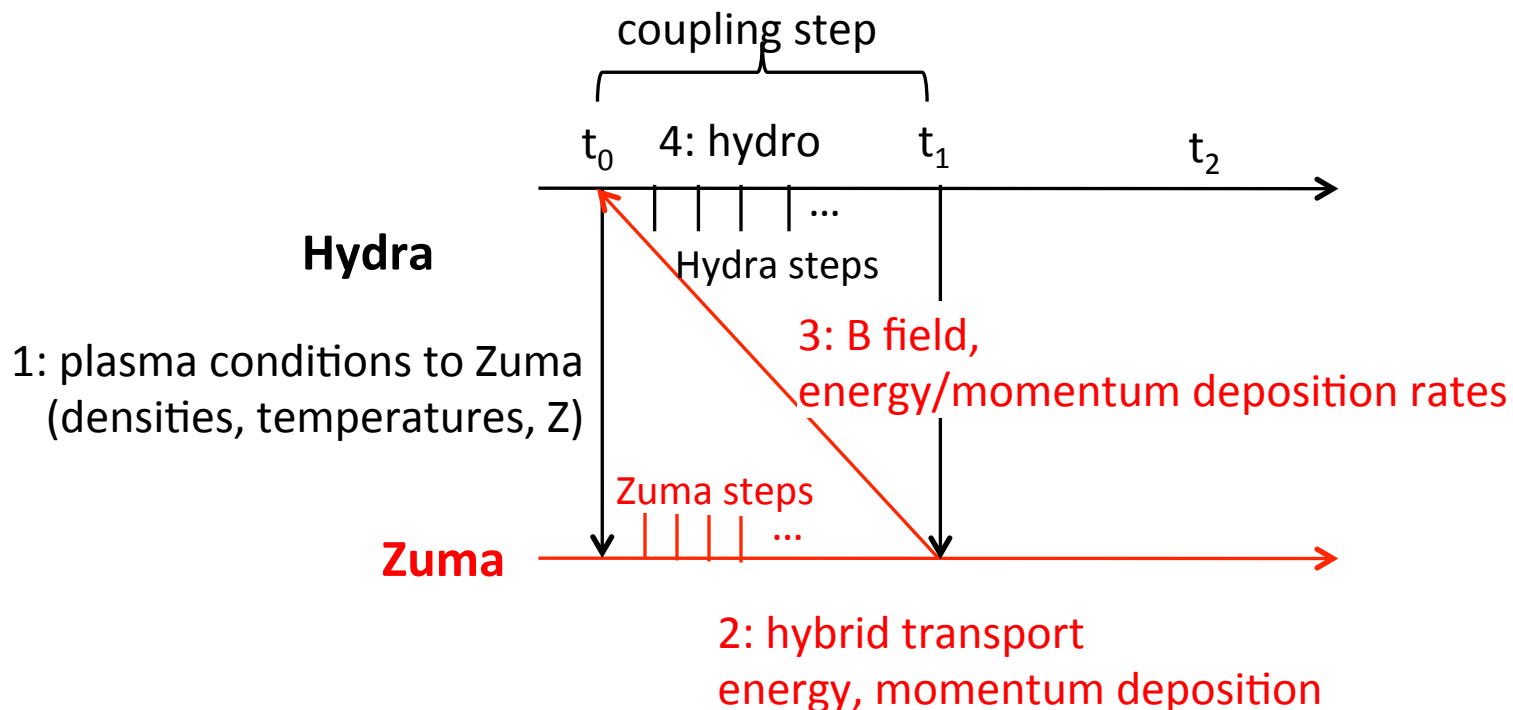
- $\vec{J}_{\text{return}} \cdot \vec{E}_C$ collisional heating
- $\frac{\partial \vec{B}}{\partial t} = -\nabla \times \vec{E}$ Faraday's law

Complete E field results can differ from $E = \eta^* J_{\text{return}}$ (c.f. Nicolai et al., APS DPP 2010)

Hybrid PIC code Zuma coupled to rad-hydro code Hydra

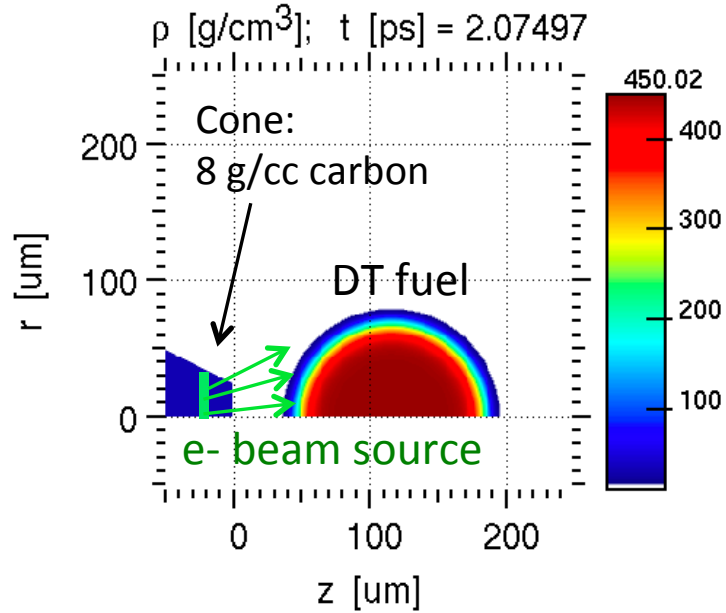
(M. M. Marinak, D. J. Larson, L. Divol)

- Both codes run in cylindrical R-Z geometry on fixed Eulerian meshes (which can differ)
- Typical run: 20 ps transport (Zuma + Hydra), then 180 ps burn (just Hydra)
 - 2-3 wall-time hours on 48 cpu's

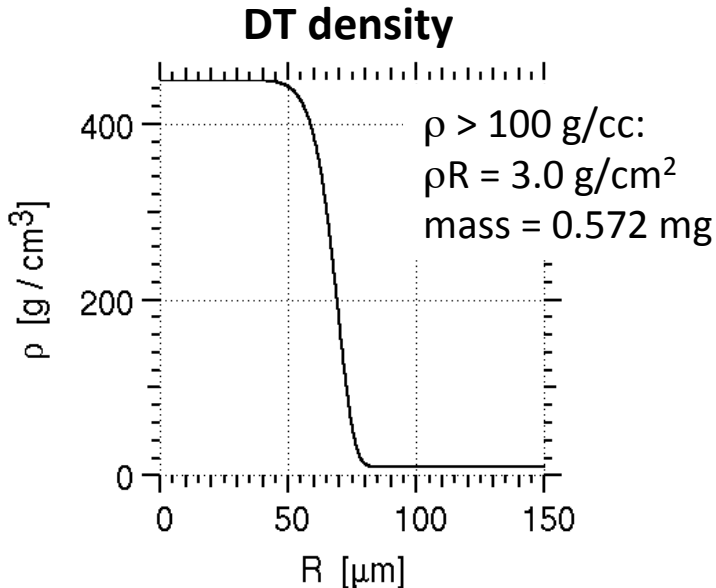


- Hydra details: IMC photonics, no MHD used yet.

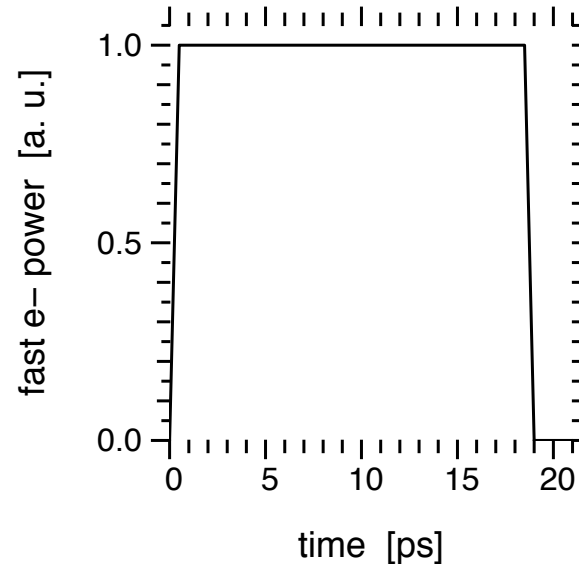
ignition-scale idealized target with carbon cone



- Ideal burn-up fraction $f = \rho R / (\rho R + 6) = 1/3$
- Ideal fusion yield = 338 MJ * Mass [mg] * $f = 64.4$ MJ
- Optimal e-beam ignition energy [Atzeni et al., PoP 2007]:
 $E_{ig} = 140 \text{ kJ} / (\rho / 100 \text{ g/cc})^{1.85}$
 $= 8.7 \text{ kJ}$ in $\rho R = 0.6$, or $r = 13.3 \text{ μm}$
- 527 nm (2ω) wavelength laser: lowers $T_{pond} \sim \lambda$

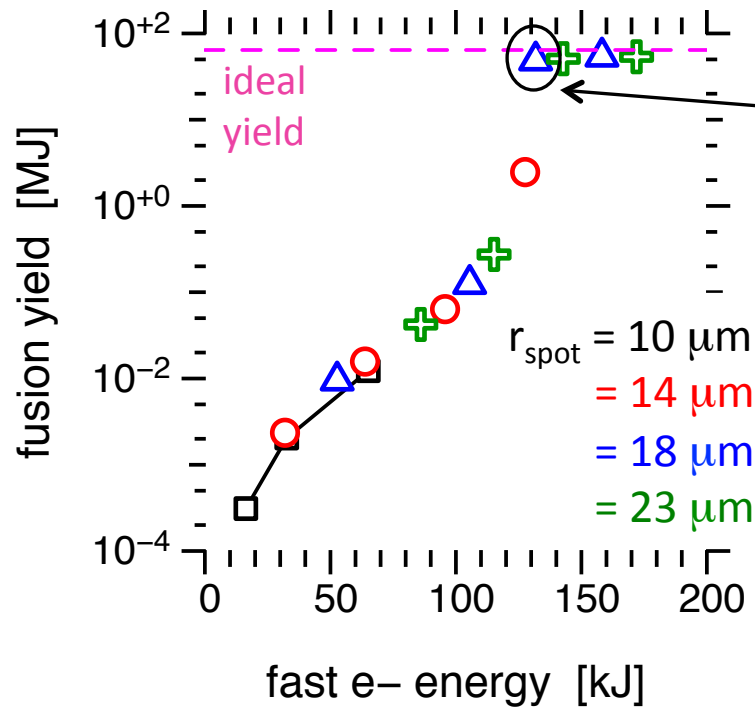


Fast electron time pulse



Artificially collimated source ignites with 132 kJ of fast electrons; PIC-based divergence gives prohibitive ignition energies

Artificially collimated source: $\Delta\theta=10^\circ$

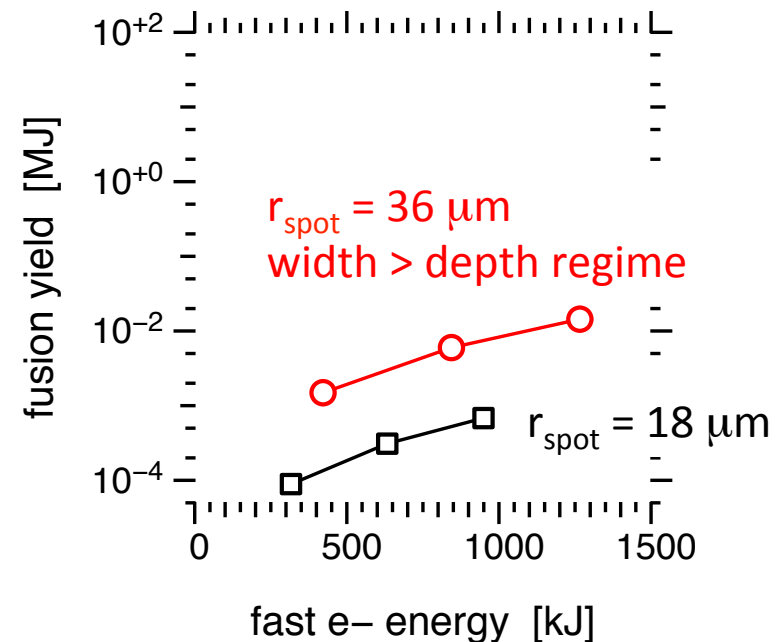


$E_{\text{fast}} = 132 \text{ kJ}$:

15x ideal value: spectrum too energetic to stop in hot spot; further optimization may lower

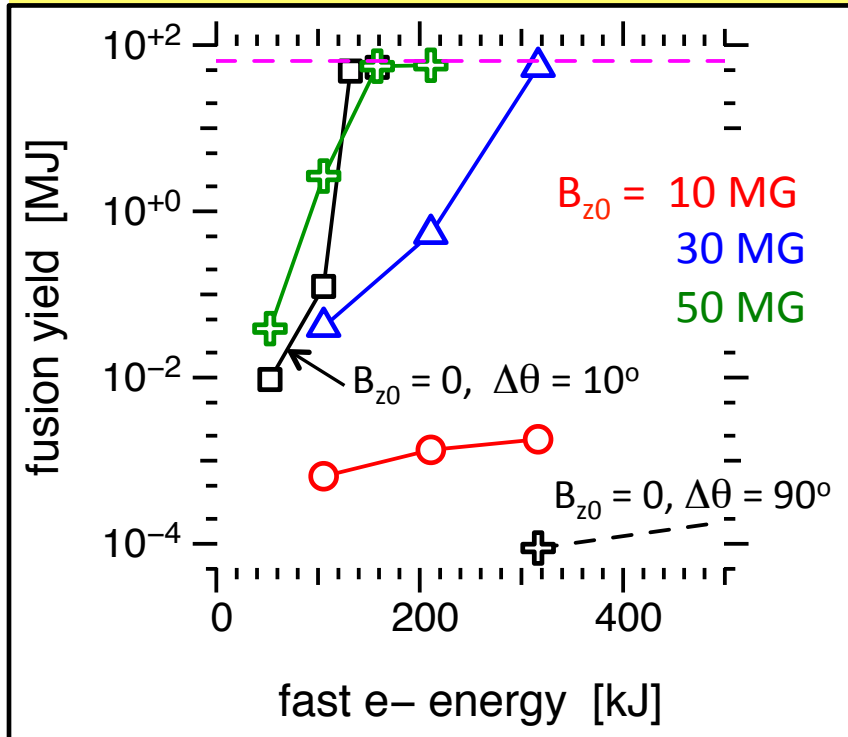
- Beam intensity = $I_0 \exp(-0.5*(r/r_{\text{spot}})^8)$

PIC-based source: $\Delta\theta=90^\circ$



Adding an initial, uniform, axial magnetic field B_z reduces ignition energy to roughly that of artificially collimated beam

$B_{z0} = 50$ MG ignites with 158 kJ of fast electrons, similar to $\Delta\theta=10^\circ$



e- Larmor radius:

$$r_{Le} \propto \frac{\gamma\beta}{B} = \frac{33.4 \mu\text{m}}{B_{MG}} \left[W_{MV}^2 + 1.02 W_{MV} \right]^{1/2}$$

For 2 MeV e- (deposits well in hot spot):

r_{Le} = spot radius (18 μm) for $B = 4.6$ MG:
lower bound on when B fields matter

Rad-hydro-MHD studies of B field compression are underway (H. D. Shay, M. Tabak)

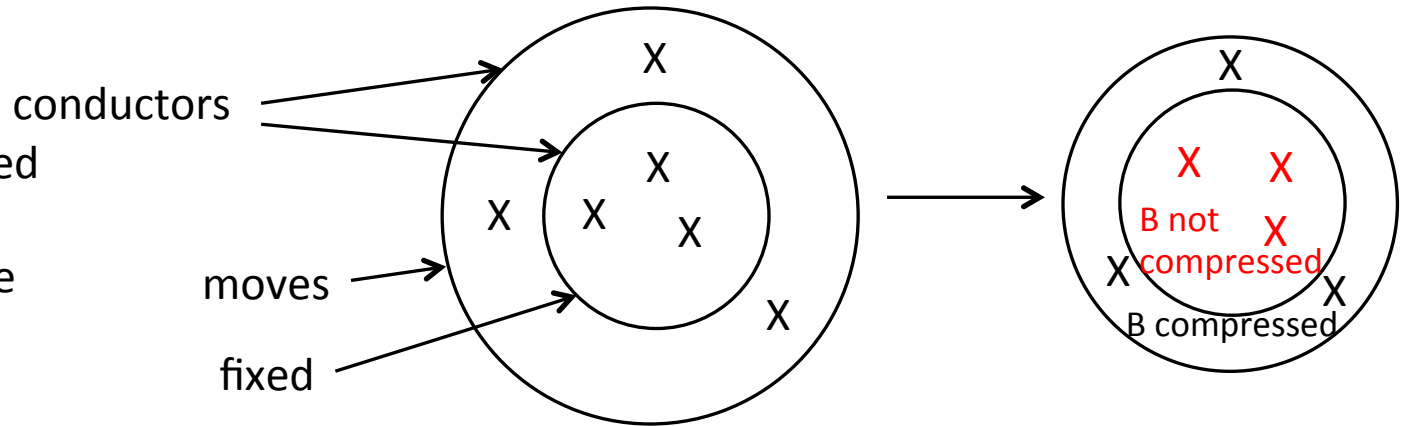
Omega experiments show compression of 50 kG seed B field in cylindrical implosions¹ to 30-40 MG, and in spherical implosions² to 20 MG

¹J. P. Knauer, Phys. Plasmas 17, 056318 (2010)

²P. Y. Chang et al., Phys. Rev. Lett 107(3):035006 (2011)

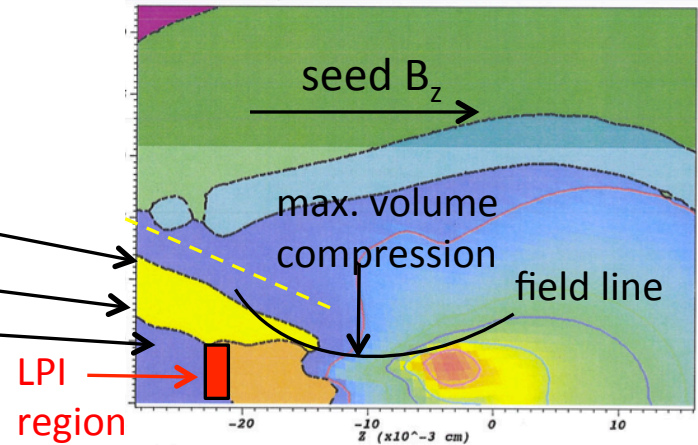
Implosion can compress magnetic field in DT, but short-pulse LPI will likely happen in the seed field

Flux $B_z * r^2$ conserved inside conductor, neglecting resistive diffusion

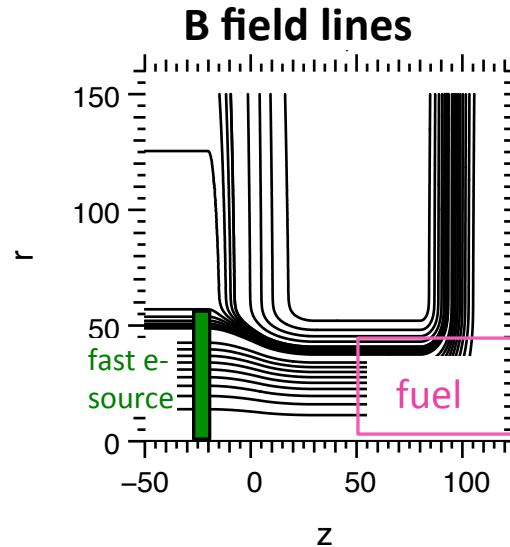
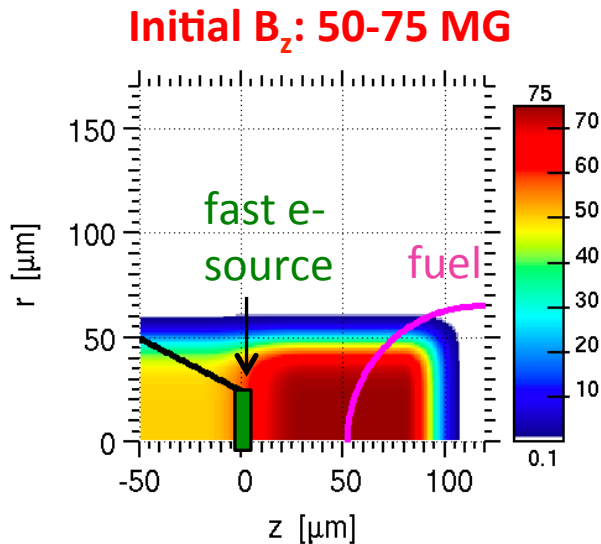
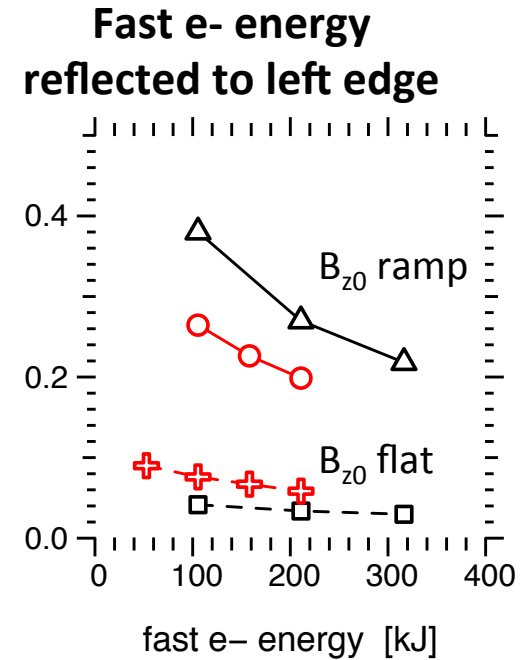
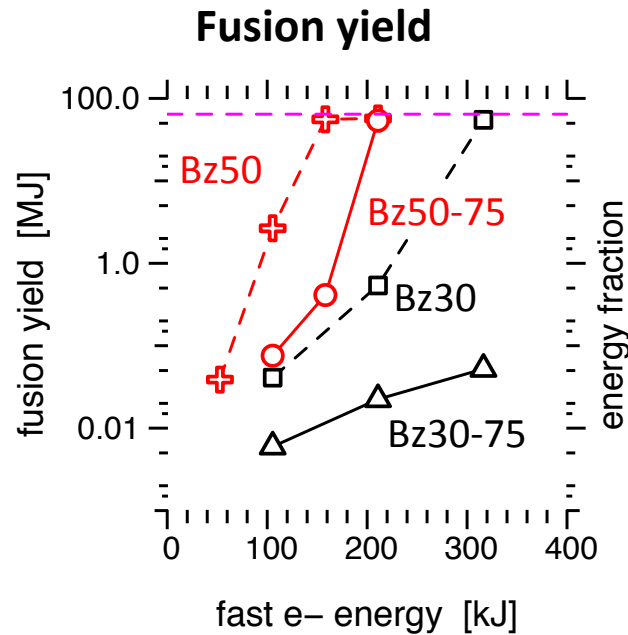
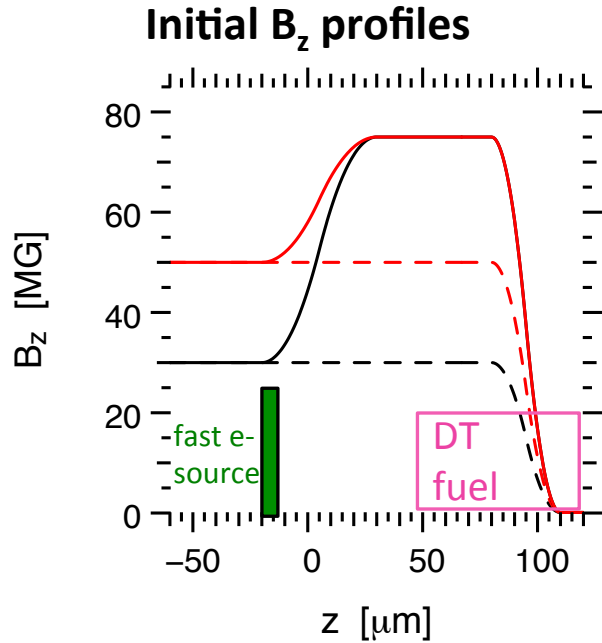


Nested conductors:
Field compressed between conductors, but not inside inner one

- Cone outer surface compressed
- Cone inner surface doesn't move – shock break-out would fill cone
- B field in vacuum region is uncompressed, neglecting diffusion

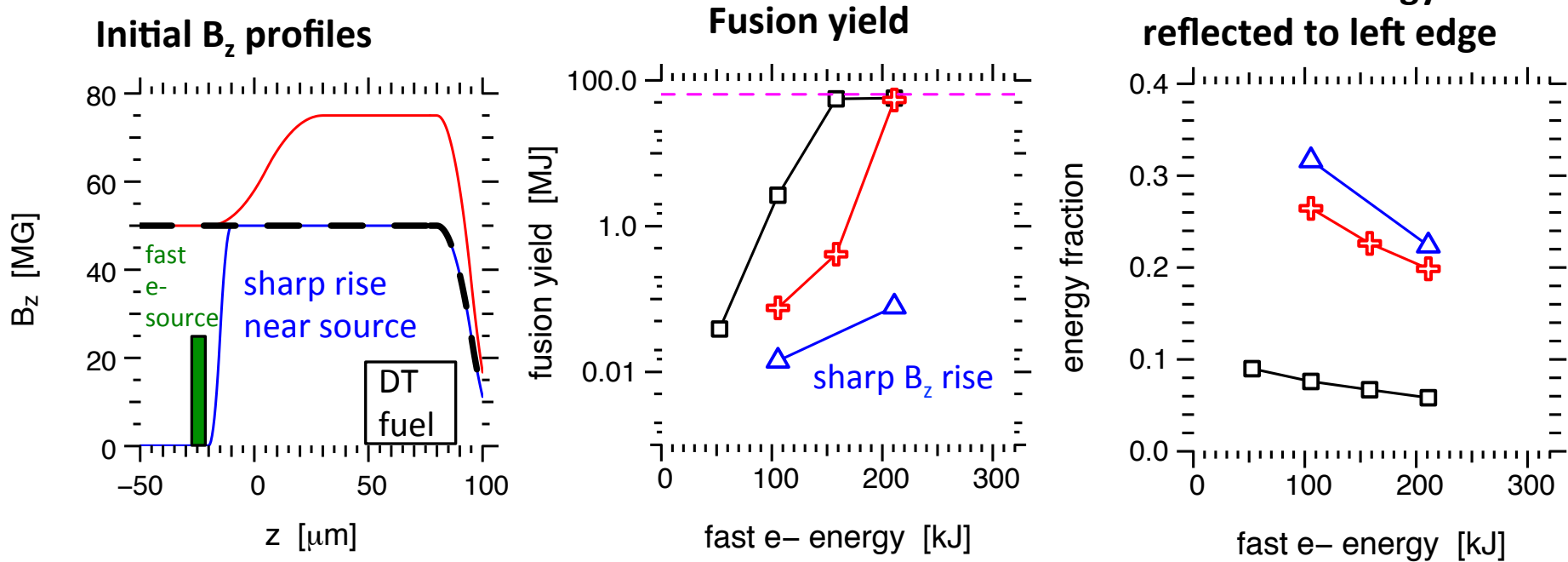


Magnetic mirroring issue 1: axial increase in magnetic field strength



- dB_z/dz requires B_r for $\text{div } \mathbf{B} = 0$
- mirror force $F_z = e v_\phi B_r$

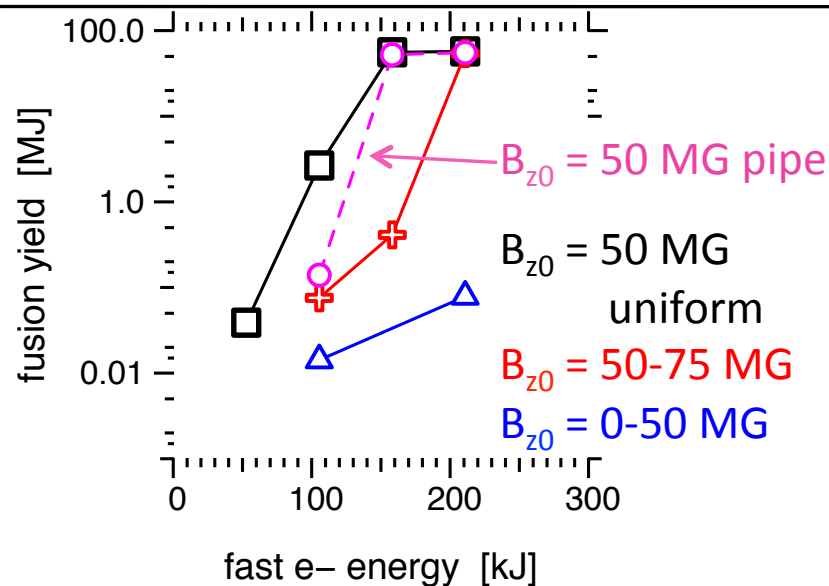
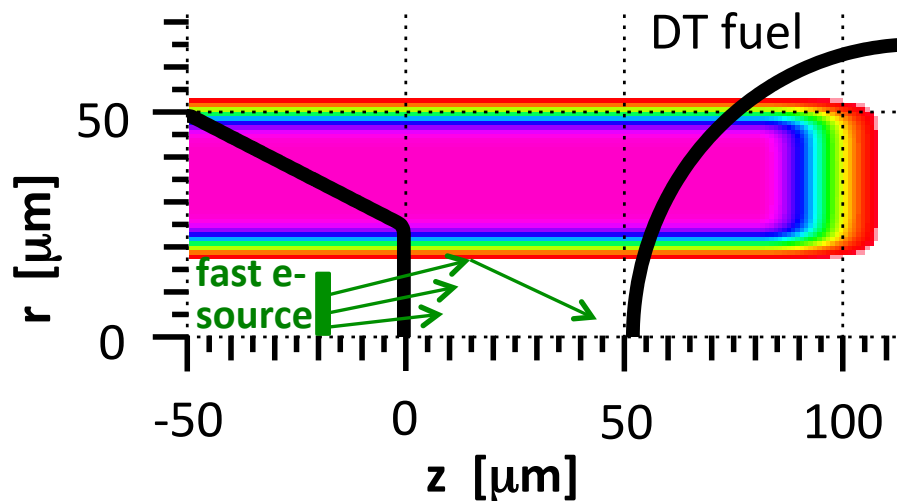
Magnetic mirroring issue 2: field low in electron source region



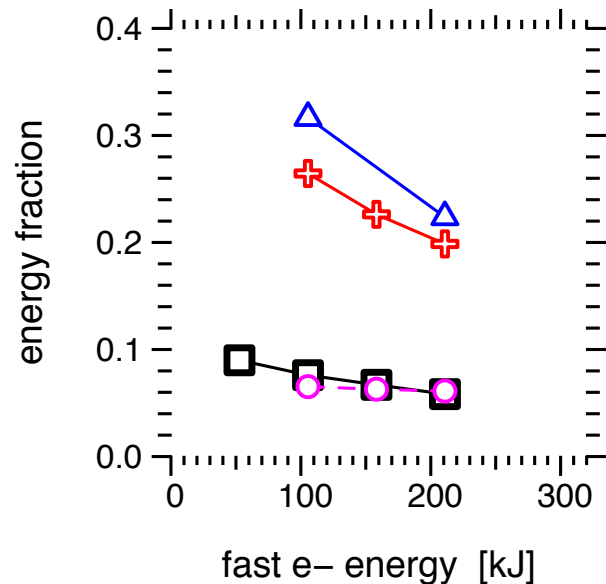
Mirroring avoided with “magnetic pipe:” B_{z0} peaks off-axis

- Pipe with $B_{z0} = 50$ MG ignites for $E_{\text{fast}} = 158$ kJ
- Artificially collimated beam ($\Delta\theta = 10^\circ$) ignites for $E_{\text{fast}} = 132$ kJ

Initial B_z (max = 50 MG)

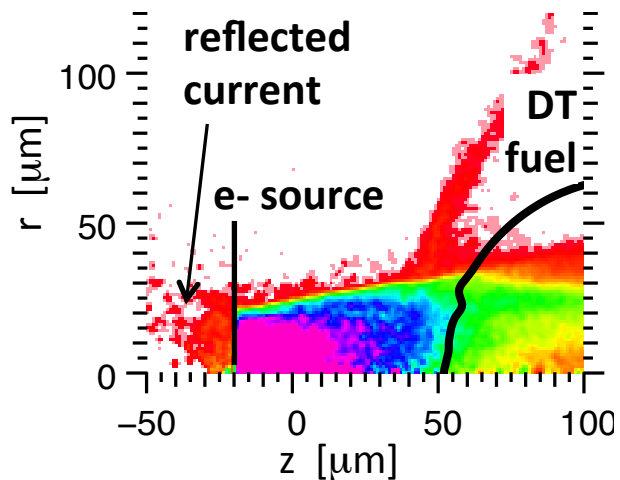


Fast e- energy reflected to left edge

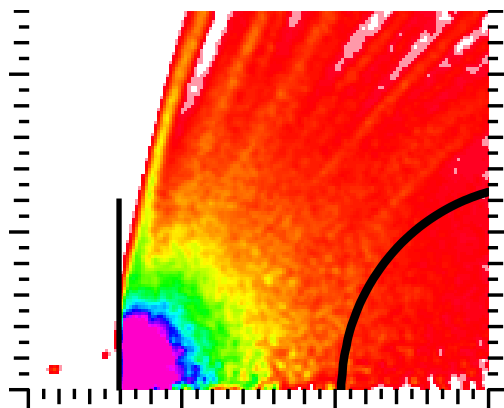


Summary: imposed magnetic fields can overcome electron source divergence; magnetic pipe avoids mirroring in non-uniform field

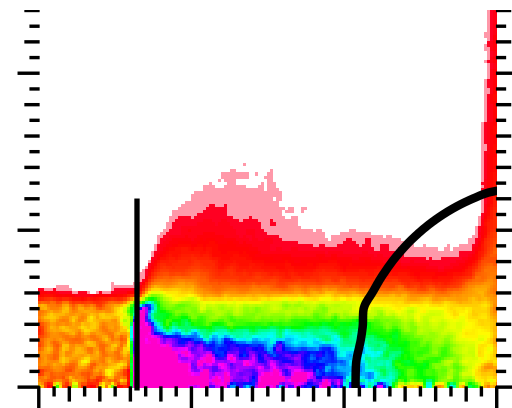
$\Delta\theta = 10^\circ$: ignition @ 132 kJ e-



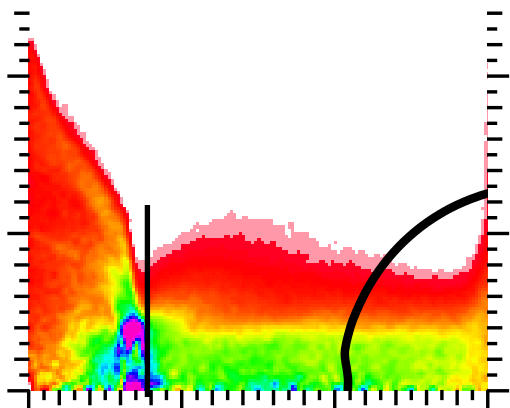
$\Delta\theta = 90^\circ$: ignition > 1 MJ e-



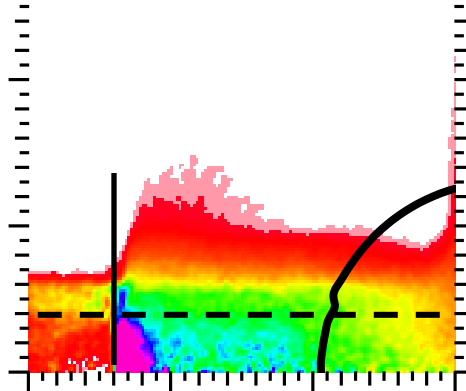
$B_{z0} = 50$ MG:
ignition @ 158 kJ e-



$B_{z0} = 0$ to 50 MG:
ignition > 211 kJ e-



magnetic pipe, 20 μm radius:
ignition @ 158 kJ e-



Possible pipe approach:
mid-Z wire on axis, not
compressed in implosion

